

# AV series

Tactile security pushbutton switches with overmolded actuator • Ø 19 or 22 mm



## DISTINCTIVE FEATURES

- Tactile feedback
- Illuminated or non-illuminated
- Momentary (NO)
- Overmolded marking available



## ENVIRONMENTAL SPECIFICATIONS

- Front panel sealing : IP67 or IP69K according to IEC 60529
- Operating temperature : -30 °C to +70 °C (-22 °F to +158 °F)



## ELECTRICAL SPECIFICATIONS

- Max. current/voltage rating with resistive load : 50 mA 24 VDC
- Initial contact resistance : 100 mΩ max.
- Insulation resistance : 1,000 MΩ min. at 500 VDC
- Dielectric strength : 500 Vrms 50 Hz min. between terminals  
2,000 Vrms 50 Hz min. between terminals and frame
- Electrical life : 1,000,000 cycles at full load

### LED COMPONENT SPECIFICATIONS

LED color	Forward current	Typ. forward voltage	Max. forward voltage
Blue	20 mA	3.3 V	3.8 V
Green	20 mA	4 V	4.5 V
Yellow	20 mA	2 V	2.5 V
Red	20 mA	1.95 V	2.5 V
White	20 mA	3.3 V	4 V
Amber	20 mA	2.3 V	2.8 V
Red / green	20 mA	1.85 V / 2.2 V	2.5 V

A resistor must be series-connected by the user  

$$\text{Resistor value} = \frac{\text{supply voltage} - \text{LED forward voltage}}{\text{LED forward current}}$$

The company reserves the right to change specifications without notice.



# AV series

Tactile security pushbutton switches with overmolded actuator • Ø 19 or 22 mm



## GENERAL SPECIFICATIONS

- Travel : 0.7 mm (.027) ± 0.1 mm (.003)
- Operating force : 7 N ± 2N - Sealing option K will increase the operating force.
- Torque : 5 Nm min.- 14 Nm max. applied to nut
- Panel thickness : 1 (.039) to 6 mm (.236) max.
- Hand soldering : 270 °C, 3 seconds max.



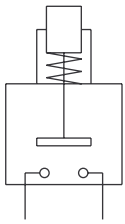
## MATERIALS

- Case : PA46 UL94-V0
- Terminals : brass, gold plated
- Contacts : gold plated dome
- Bushing : see following pages
- Actuator : stainless steel, with thermoplastic overmolding
- LED

APEM products may be recycled at end-of-life for the re-claiming of valuable metal components.



## ELECTRICAL FUNCTIONS



Function 3 (NO)



## MOUNTING

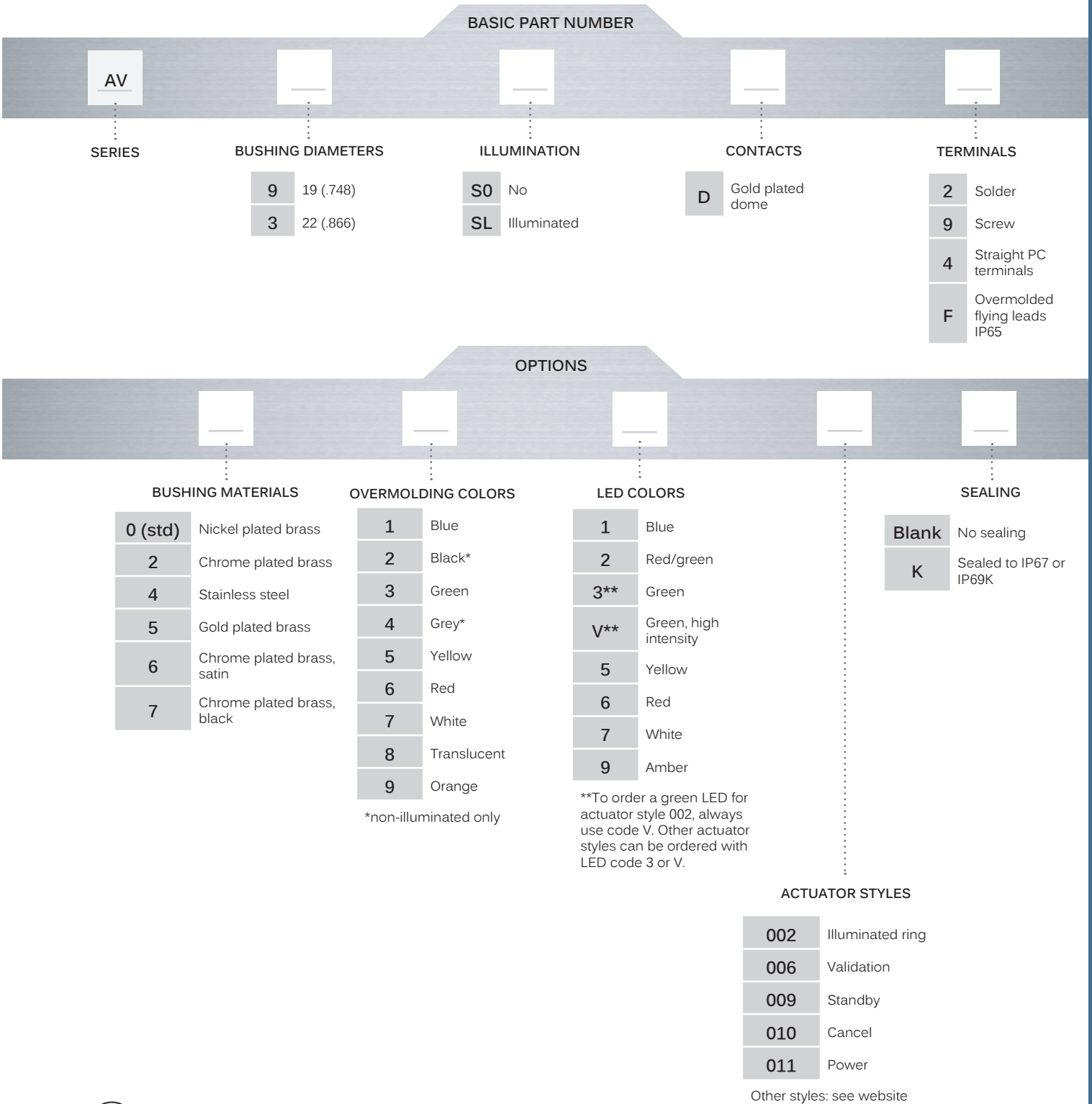
- Panel cut-out : Ø 19.2 mm (.755), or Ø 22.2 mm (.874)
- Min. pitch for matrix mounting : 30 mm x 30 mm (1.181x1.181)

# AV series

Tactile security pushbutton switches with overmolded actuator • Ø 19 or 22 mm



## BUILD YOUR PART NUMBER



## ABOUT THIS SERIES

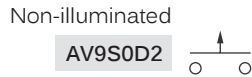
On the following pages, you will find successively basic part numbers of switches and options in the same order as in above chart.

- ⚠ **Notice:** please note that not all combinations of above numbers are available. Refer to the following pages for further information.
- 🔧 **Mounting accessories:** standard hardware supplied : 1 hex nut. Standard and special hardware is presented in the "Hardware" section of website.

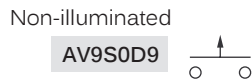
# AV series

Tactile security pushbutton switches with overmolded actuator • Ø 19 or 22 mm

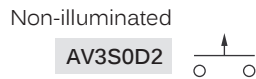
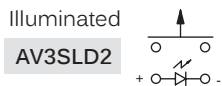
## BUSHING Ø 19 (.748) - FLAT ACTUATOR SOLDER LUG TERMINALS



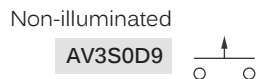
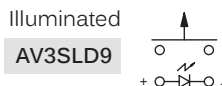
## BUSHING Ø 19 (.748) - FLAT ACTUATOR SCREW TERMINALS



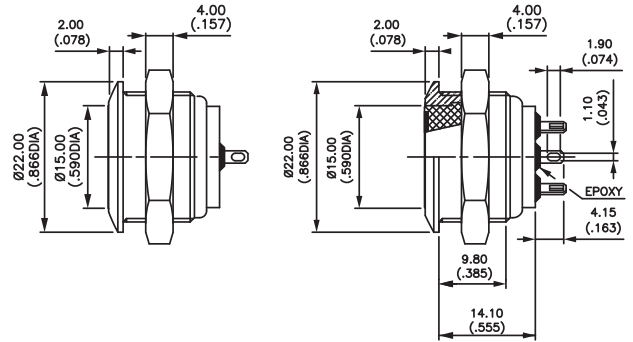
## BUSHING Ø 22 (.866) - FLAT ACTUATOR SOLDER LUG TERMINALS



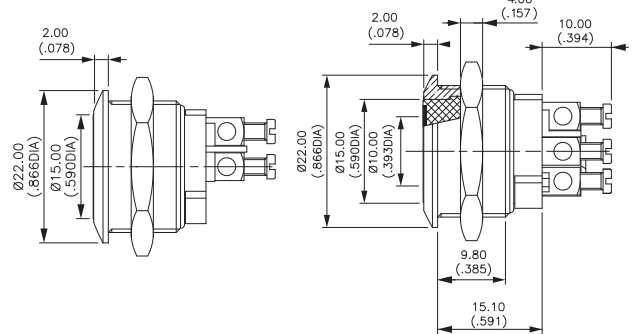
## BUSHING Ø 22 (.866) - FLAT ACTUATOR SCREW TERMINALS



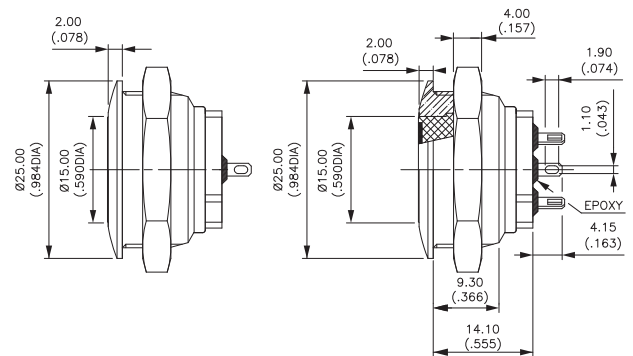
Hex nut 22 (.866) across flats



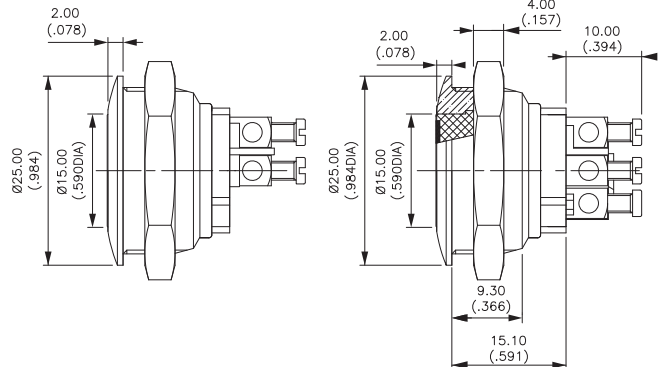
Hex nut 22 (.866) across flats



Hex nut 25 (.984) across flats



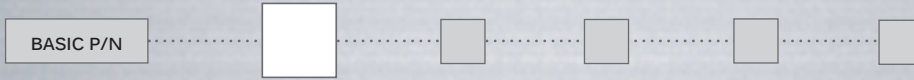
Hex nut 25 (.984) across flats



# AV series

Tactile security pushbutton switches with overmolded actuator • Ø 19 or 22 mm

## BUSHING MATERIALS



- 0 (std) Nickel plated brass
- 2 Chrome plated brass
- 4 Stainless steel
- 5 Gold plated brass
- 6 Chrome plated brass, satin
- 7 Chrome plated brass, black

## OVERMOLDING COLORS



- 1 Blue
  - 2 Black\*
  - 3 Green
  - 4 Grey\*
  - 5 Yellow
  - 6 Red
  - 7 White
  - 8 Translucent
  - 9 Orange
- \* non-illuminated only

## LED COLORS













- Blank No LED
  - 1 Blue
  - 2 Red / green
  - 3\*\* Green
  - V\*\* Green, high intensity
  - 5 Yellow
  - 6 Red
  - 7 White
  - 9 Amber
- \*\* To order a green LED for actuator style 002, always use code V. Other actuator styles can be ordered with LED code 3 or V.

## ACTUATOR STYLES



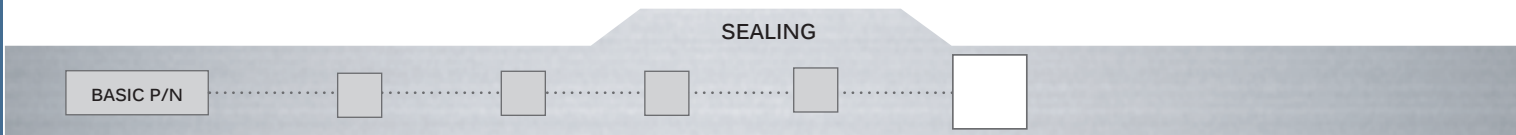
The ring and symbols are obtained by photochemical engraving of a stainless steel insert. The insert is then overmolded in the desired color.

The following actuator styles are available. For other types, consult factory.

									
001 Illuminated ring and disc	002 Illuminated ring	003 Arrow	004 Loudspeaker OFF	005 Opening	006 Validation	008 Closing	009 Standby	010 Cancel	011 Power

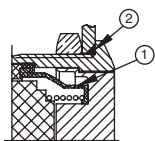
# AV series

Tactile security pushbutton switches with overmolded actuator • Ø 19 or 22 mm



- Blank No sealing
- K Front panel sealing to IP67 or IP69K

## OPTION K - FRONT PANEL SEALING IP67



- ① - internal membrane
- ② - external gasket

## OPTION K - FRONT PANEL SEALING IP69K

